

MANIPAL UNIVERSITY**FIFTH SEMESTER B. DES. (FD) DEGREE EXAMINATION – NOVEMBER 2017****SUBJECT: BFD 305 – DRAPING I**

Friday, November 10, 2017

Time: 14:00 – 17:00 Hrs.

Max. Marks: 50

✍ Answer any **THREE** from Part A, and Any One from Part B.

PART A

1. Write short notes on following topics:

- 1A. Muslin
- 1B. Grains and Lines
- 1C. Draping tools
- 1D. Dress form

(2½ marks × 4 = 10 marks)

2. Drape basic front bodice with dart from shoulder on dress form. Drape the pattern only on muslin and paper pattern is not required.

- 2A. Fabric preparation with diagram
- 2B. Draping muslin on dress form
- 2C. Trueing and pattern detail
- 2D. Draping process explanation

(1+6+1+2 = 10 marks)

3. Explain with the help of detailed sketch, the important guidelines on the dress form and elaborate on how they are used while draping.

(10 marks)

4. Draft a full sleeve pattern for following measurements

Sleeve Length – 22"

Cap height – 6"

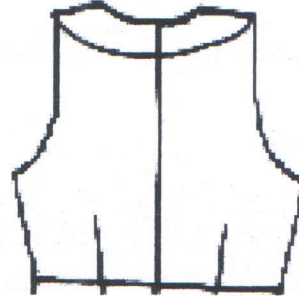
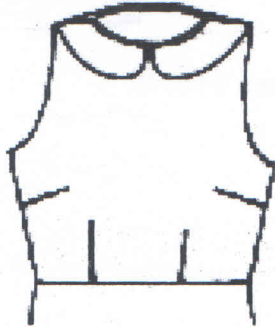
Biceps – 13"

(10 marks)

PART B

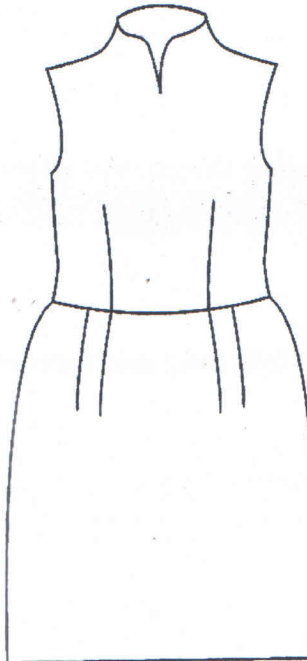
5. **Drape the pattern for below garment image:**

- 5A. Explain briefly instruction for fabric preparation for front, back and collar (Peter Pan partial collar) with diagrams.
- 5B. Explain draping process for front, back and collar.
- 5C. Drape muslin on dress form and complete the patterns with trueing.
- 5D. Submit draped muslin and paper pattern with pattern detail.



(5+3+10+2 = 20 marks)

6. Drape bateau neckline top (built-up neckline) as shown in diagram and submit muslin and brown paper pattern for only front
- 6A. Explain briefly instruction for fabric preparation for top (front & back) and basic skirt (front and back) with diagrams
 - 6B. Drape bateau neckline top (built-up neckline) as shown in diagram and submit muslin and brown paper pattern for only front
 - 6C. Drape the basic skirt pattern (only Front) as shown in diagram and submit only muslin pattern with pattern details
 - 6D. Explain briefly the process of draping top front only



(4+7+7+2 = 20 marks)

